

NEU CY 5770 Software Vulnerabilities and Security

Instructor: Dr. Ziming Zhao

Buffer Overflow

1. Stack-based buffer overflow (Sequential buffer overflow)
 - a. Brief history of buffer overflow
 - b. Information C function needs to run
 - c. C calling conventions (x86, x86-64)
 - d. Overflow local variables
 - e. Overflow RET address to execute a function
 - f. Overflow RET and more to execute a function with parameters

Stack-based Buffer Overflow

Objectives

1. Understand how stack works in Linux x86/64
2. Identify a buffer overflow in a program
3. Exploit a buffer overflow vulnerability

An Extremely Brief History of Buffer Overflow

The Morris worm (November 9, 1988), was one of the first computer worms distributed via the Internet, and the first to gain significant mainstream media attention. Morris worm used buffer overflow as one of its attack techniques.

.o0 Phrack 49 0o.

Volume Seven, Issue Forty-Nine

File 14 of 16

BugTraq, r00t, and Underground.Org
bring you

XX
Smashing The Stack For Fun And Profit
XX

by Aleph One
aleph1@underground.org

`smash the stack` [C programming] n. On many C implementations it is possible to corrupt the execution stack by writing past the end of an array declared auto in a routine. Code that does this is said to smash the stack, and can cause return from the routine to jump to a random address. This can produce some of the most insidious data-dependent bugs known to mankind. Variants include trash the stack, scribble the stack, mangle the stack; the term mung the stack is not used, as this is never done intentionally. See spam; see also alias bug, fandango on core, memory leak, precedence lossage, overrun screw.

Introduction

~~~~~

Over the last few months there has been a large increase of buffer overflow vulnerabilities being both discovered and exploited. Examples of these are syslog, splitvt, sendmail 8.7.5, Linux/FreeBSD mount, Xt library, at, etc. This paper attempts to explain what buffer overflows are, and how their exploits work.

Basic knowledge of assembly is required. An understanding of virtual memory concepts, and experience with gdb are very helpful but not necessary. We also assume we are working with an Intel x86 CPU, and that the operating system is Linux.

1996-11-08

## The CWE Top 25

2019 CWE Top 25, including the overall score of each.

| Rank | ID                      | Name                                                                                       | Score |
|------|-------------------------|--------------------------------------------------------------------------------------------|-------|
| [1]  | <a href="#">CWE-119</a> | Improper Restriction of Operations within the Bounds of a Memory Buffer                    | 75.56 |
| [2]  | <a href="#">CWE-79</a>  | Improper Neutralization of Input During Web Page Generation ('Cross-site Scripting')       | 45.69 |
| [3]  | <a href="#">CWE-20</a>  | Improper Input Validation                                                                  | 43.61 |
| [4]  | <a href="#">CWE-200</a> | Information Exposure                                                                       | 32.12 |
| [5]  | <a href="#">CWE-125</a> | Out-of-bounds Read                                                                         | 26.53 |
| [6]  | <a href="#">CWE-89</a>  | Improper Neutralization of Special Elements used in an SQL Command ('SQL Injection')       | 24.54 |
| [7]  | <a href="#">CWE-416</a> | Use After Free                                                                             | 17.94 |
| [8]  | <a href="#">CWE-190</a> | Integer Overflow or Wraparound                                                             | 17.35 |
| [9]  | <a href="#">CWE-352</a> | Cross-Site Request Forgery (CSRF)                                                          | 15.54 |
| [10] | <a href="#">CWE-22</a>  | Improper Limitation of a Pathname to a Restricted Directory ('Path Traversal')             | 14.10 |
| [11] | <a href="#">CWE-78</a>  | Improper Neutralization of Special Elements used in an OS Command ('OS Command Injection') | 11.47 |
| [12] | <a href="#">CWE-787</a> | Out-of-bounds Write                                                                        | 11.08 |
| [13] | <a href="#">CWE-287</a> | Improper Authentication                                                                    | 10.78 |
| [14] | <a href="#">CWE-476</a> | NULL Pointer Dereference                                                                   | 9.74  |
| [15] | <a href="#">CWE-732</a> | Incorrect Permission Assignment for Critical Resource                                      | 6.33  |
| [16] | <a href="#">CWE-434</a> | Unrestricted Upload of File with Dangerous Type                                            | 5.50  |
| [17] | <a href="#">CWE-611</a> | Improper Restriction of XML External Entity Reference                                      | 5.48  |
| [18] | <a href="#">CWE-94</a>  | Improper Control of Generation of Code ('Code Injection')                                  | 5.36  |
| [19] | <a href="#">CWE-798</a> | Use of Hard-coded Credentials                                                              | 5.12  |
| [20] | <a href="#">CWE-400</a> | Uncontrolled Resource Consumption                                                          | 5.04  |
| [21] | <a href="#">CWE-772</a> | Missing Release of Resource after Effective Lifetime                                       | 5.04  |
| [22] | <a href="#">CWE-426</a> | Untrusted Search Path                                                                      | 4.40  |
| [23] | <a href="#">CWE-502</a> | Deserialization of Untrusted Data                                                          | 4.30  |
| [24] | <a href="#">CWE-269</a> | Improper Privilege Management                                                              | 4.23  |
| [25] | <a href="#">CWE-295</a> | Improper Certificate Validation                                                            | 4.06  |

# C/C++ Function in x86

What information do we need to call a function at runtime? Where are they stored?

- Code
- Parameters
- Return value
- Global variables
- Local variables
- Temporary variables
- Return address
- *Function frame pointer*
- *Previous function Frame pointer*

# Global and Local Variables in C/C++

Variables that are declared inside a function or block are called **local variables**. They can be used only by statements that are inside that function or block of code. Local variables are not known to functions outside their own.

**Global variables** are defined outside a function. Global variables hold their values throughout the lifetime of your program and they can be accessed inside any of the functions defined for the program.

In the definition of function parameters which are called **formal parameters**. Formal parameters are similar to local variables.



# Global and Local Variables (misc/globallocalv)

```
char g_i[] = "I am an initialized global variable\n";
char* g_u;

int func(int p)
{
    int l_i = 10;
    int l_u;

    printf("l_i in func() is at %p\n", &l_i);
    printf("l_u in func() is at %p\n", &l_u);
    printf("p in func() is at %p\n", &p);
    return 0;
}
```

```
int main(int argc, char *argv[])
{
    int l_i = 10;
    int l_u;

    printf("g_i is at %p\n", &g_i);
    printf("g_u is at %p\n", &g_u);

    printf("l_i in main() is at %p\n", &l_i);
    printf("l_u in main() is at %p\n", &l_u);

    func(10);
}
```

Tools: readelf; nm

# Global and Local Variables (misc/globallocalv 32bit)

```
ziming@ziming-ThinkPad:~/Dropbox/my
g_i is at 0x56558020
g_u is at 0x5655804c
l_i in main() is at 0xffff7c6d4
l_u in main() is at 0xffff7c6d8
l_i in func() is at 0xffff7c6a4
l_u in func() is at 0xffff7c6a8
p in func() is at 0xffff7c6c0
```

# Global and Local Variables (misc/globallocalv 64bit)

```
→ globallocalv ./main64  
g_i is at 0x55c30d676020  
g_u is at 0x55c30d676050  
l_i in main() is at 0x7ffcd74866dc  
l_u in main() is at 0x7ffcd74866d8  
l_i in func() is at 0x7ffcd74866ac  
l_u in func() is at 0x7ffcd74866a8  
p in func() is at 0x7ffcd748669c
```

# C/C++ Function in x86/64

What information do we need to call a function at runtime? Where are they stored?

- Code [.text]
- Parameters [mainly stack (32bit); registers + stack (64bit)]
- Return value [eax, rax]
- Global variables [.bss, .data]
- Local variables [stack; registers]
- Temporary variables [stack; registers]
- Return address [stack]
- Function frame pointer [ebp, rbp]
- Previous function Frame pointer [stack]

# Stack

Stack is essentially scratch memory for functions

- Used in MIPS, ARM, x86, and x86-64 processors

Starts at high memory addresses, and grows down

Functions are free to push registers or values onto the stack, or pop values from the stack into registers

The assembly language supports this on x86

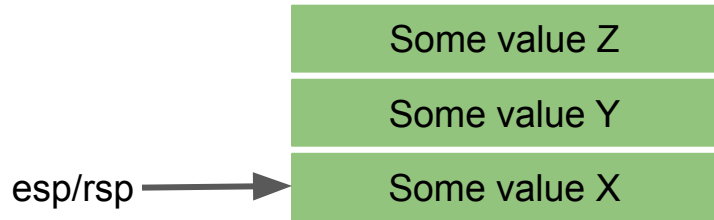
- **esp/rsp** holds the address of the top of the stack
- push eax/rax 1) decrements the stack pointer (esp/rbp) then 2) stores the value in eax/rax to the location pointed to by the stack pointer
- pop eax/rax 1) stores the value at the location pointed to by the stack pointer into eax/rax, then 2) increments the stack pointer (esp/rsp)

# x86/64 Instructions that affect Stack

push, pop, call, ret, enter, leave

# x86/64 Instructions that affect Stack

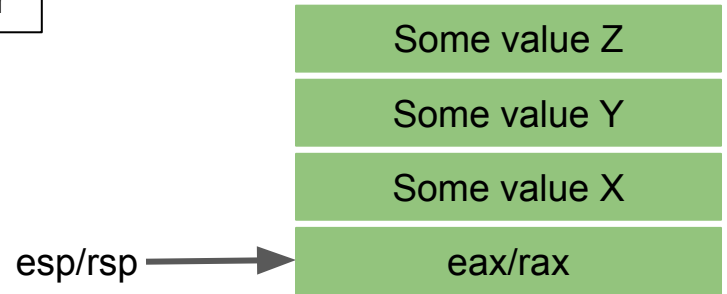
Before:



**push eax/rax**

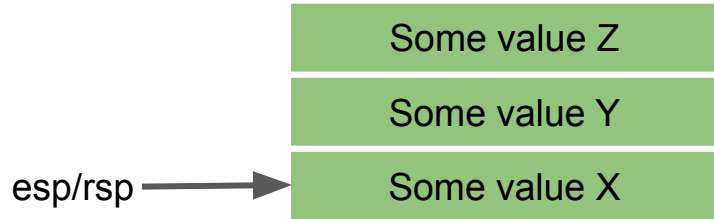


After



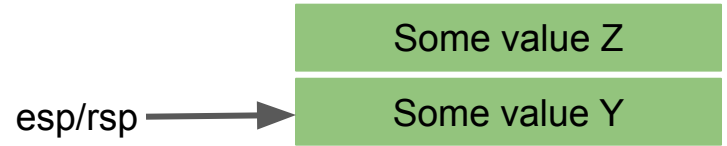
# x86/64 Instructions that affect Stack

Before:



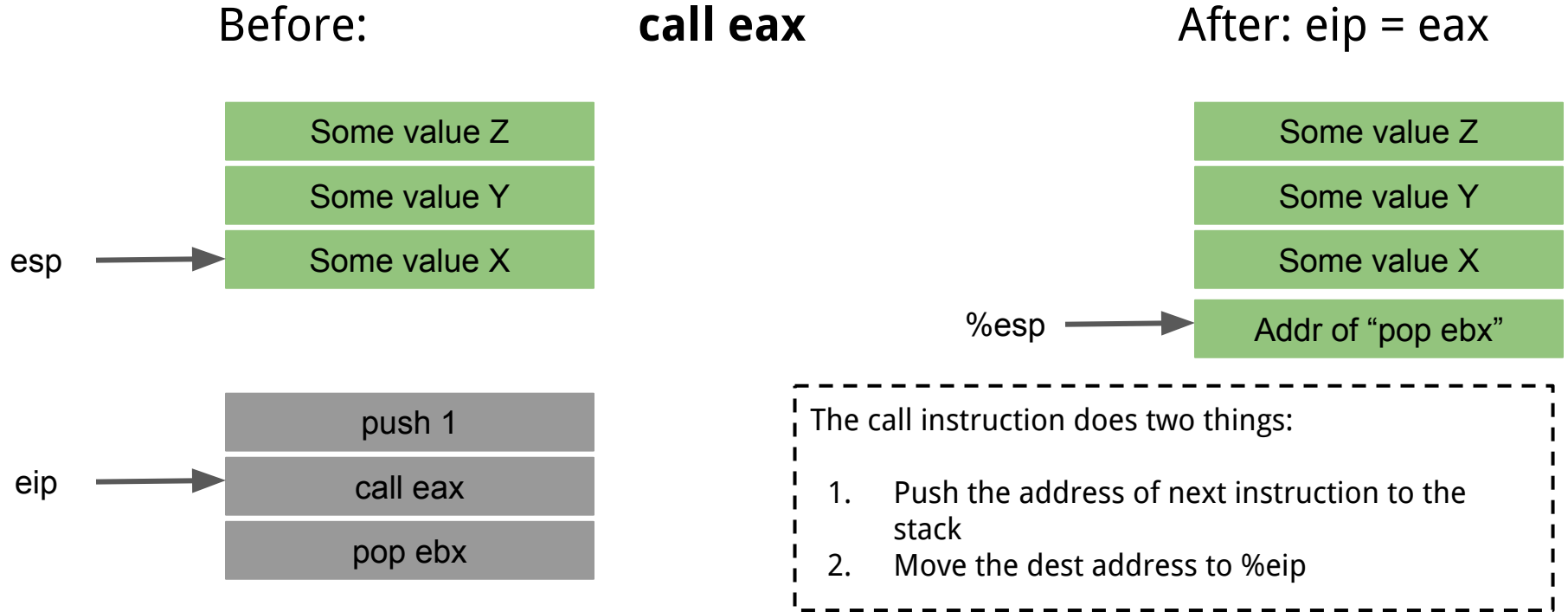
**pop eax/rax**

After:  $\text{eax/rax} = X$

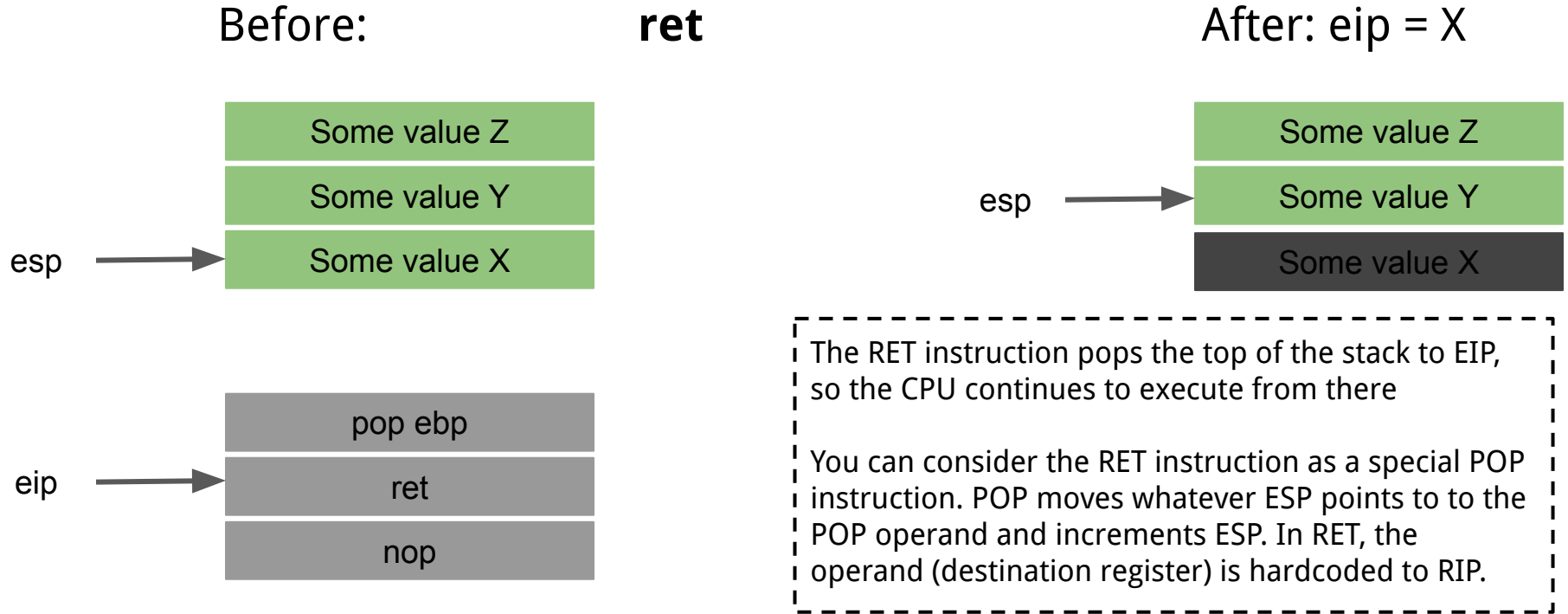




# x86/64 Instructions that affect Stack



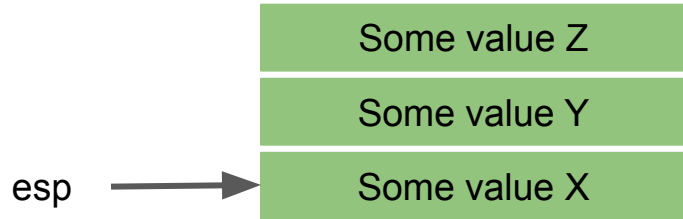
# x86/64 Instructions that affect Stack



# x86/64 Instructions that affect Stack

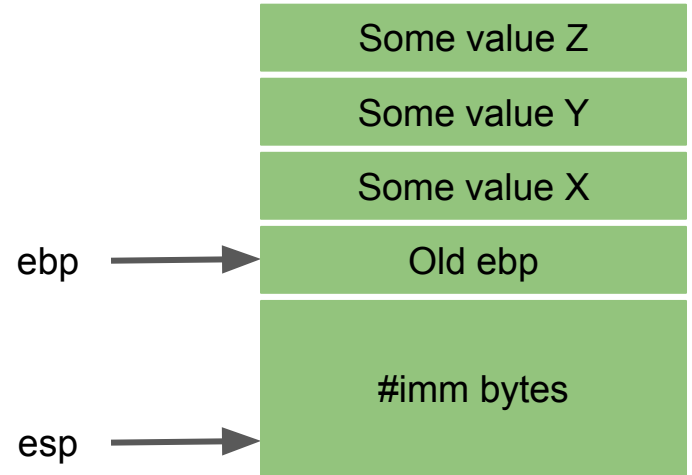
```
push ebp  
mov ebp, esp  
sub esp, #imm
```

Before:



**enter**

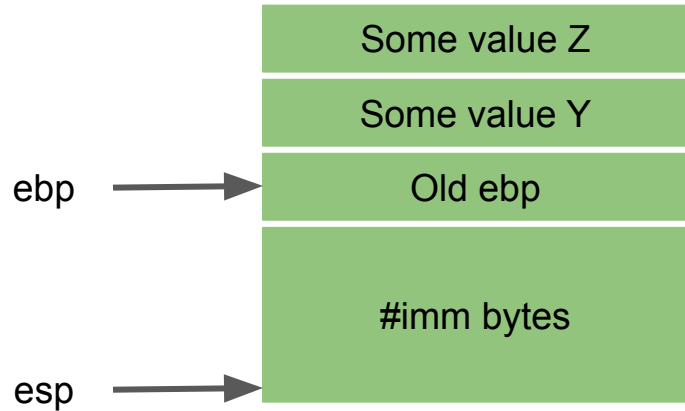
After:



# x86/64 Instructions that affect Stack


```
mov esp, ebp  
pop ebp
```

Before:



**leave**

After: ebp = old ebp



# Function Frame

Functions would like to use the stack to allocate space for their local variables. Can we use the stack pointer (esp/rsp) for this?

- Yes, however stack pointer can change throughout program execution

Frame pointer points to the start of the function's frame on the stack

- Each local variable will be (different) **offsets** of the frame pointer
- In x86/64, frame pointer is called the base pointer, and is stored in **ebp/rbp**

# Function Frame

A function's Stack Frame

- Starts with **where ebp/rbp points to**
- Ends with **where esp/rsp points to**

# Calling Convention

Information, such as parameters, must be stored on the stack in order to call the function. Who should store that information? Caller? Callee?

Thus, we need to define a convention of who pushes/stores what values on the stack to call a function

- Varies based on processor, operating system, compiler, or type of call

# x86 (32 bit) Linux Calling Convention (cdecl)

Caller (in this order)

- Pushes arguments onto the stack (in right to left order)
- Execute the **call** instruction (pushes address of instruction after call, then moves dest to **eip**)

Callee

- Pushes previous frame pointer onto stack (ebp)
- Setup new frame pointer (mov ebp, esp)
- Creates space on stack for local variables (sub esp, #imm)
- Ensures that stack is consistent on return
- Return value in **eax** register



# Callee Allocate a stack (Function prologue)

Three instructions:

**push ebp;** (Pushes previous frame pointer onto stack)

**mov ebp, esp;** (change the base pointer to the stack)

**sub esp, 10;** (allocating a local stack space)

# **Callee Deallocate a stack (Function epilogue)**

```
mov esp, ebp  
pop ebp  
ret
```

# Global and Local Variables (misc/globallocalv)

```
int func(int p)
{
    int l_i = 10;
    int l_u;

    printf("l_i in func() is at %p\n", &l_i);
    printf("l_u in func() is at %p\n", &l_u);
    printf("p in func() is at %p\n", &p);
    return 0;
}
```

Function main()

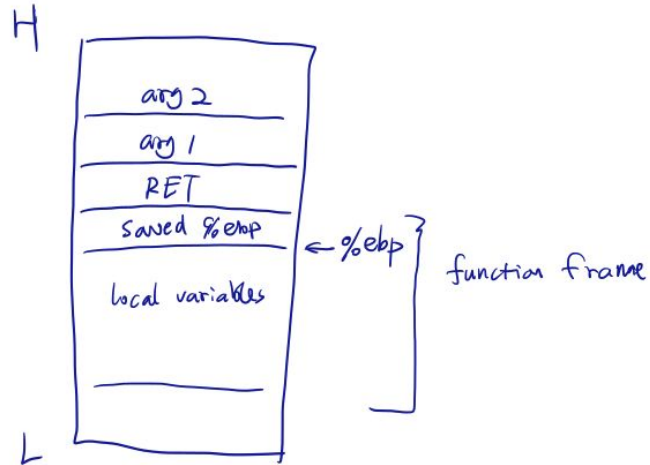
```
657: 83 ec 0c      sub  esp,0xc
65a: 6a 0a        push 0xa
65c: e8 3c ff ff  call 59d <func>
661: 83 c4 10     add  esp,0x10
```

Function func()

```
59d: 55          push  ebp
59e: 89 e5      mov   ebp,esp
5a0: 83 ec 18   sub   esp,0x18
5a3: c7 45 f4 0a 00 00 00 mov   DWORD PTR [ebp-0xc],0xa
5aa: 83 ec 08   sub   esp,0x8
5ad: 8d 45 f4   lea  eax,[ebp-0xc]
5b0: 50        push  eax
5b1: 68 00 07 00 00 push  0x700
5b6: e8 fc ff ff call 5b7 <func+0x1a>
5bb: 83 c4 10   add   esp,0x10
5be: 83 ec 08   sub   esp,0x8
5c1: 8d 45 f0   lea  eax,[ebp-0x10]
5c4: 50        push  eax
5c5: 68 18 07 00 00 push  0x718
5ca: e8 fc ff ff call 5cb <func+0x2e>
5cf: 83 c4 10   add   esp,0x10
5d2: 83 ec 08   sub   esp,0x8
5d5: 8d 45 08   lea  eax,[ebp+0x8]
5d8: 50        push  eax
5d9: 68 30 07 00 00 push  0x730
5de: e8 fc ff ff call 5df <func+0x42>
5e3: 83 c4 10   add   esp,0x10
5e6: b8 00 00 00 00 mov   eax,0x0
5eb: c9        leave
5ec: c3        ret
```

# Draw the stack (x86 cdecl)

x86, cdecl in a function



(%ebp) : saved %ebp

4(%ebp) : RET

8(%ebp) : first argument

-8(%ebp) : maybe a local variable

# x86 Stack Usage (32bit)

- Negative indexing over ebp

```
mov eax, [ebp-0x8]
```

```
lea eax, [ebp-24]
```

- Positive indexing over ebp

```
mov eax, [ebp+8]
```

```
mov eax, [ebp+0xc]
```

- Positive indexing over esp

# x86 Stack Usage (32bit)

- Accesses local variables (negative indexing over ebp)

mov eax, [ebp-0x8]    value at ebp-0x8

lea eax, [ebp-24]    address as ebp-0x24

- Stores function arguments from caller (positive indexing over ebp)

mov eax, [ebp+8]    1st arg

mov eax, [ebp+0xc]    2nd arg

- Positive indexing over esp

Function arguments to callee

# Stack example: misc/factorial

```
int fact(int n)
{
    printf("---In fact(%d)\n", n);
    printf("&n is %p\n", &n);

    if (n <= 1)
        return 1;

    return fact(n-1) * n;
}
```

```
int main(int argc, char *argv[])
{
    if (argc != 2)
    {
        printf("Usage: fact integer\n");
        return 0;
    }

    printf("The factorial of %d is %d\n.",
        atoi(argv[1]), fact(atoi(argv[1])));
}
```

# Stack example: misc/fiveParameters\_32

```
int func(int a, int b, int c, int d, int e)
{
    return a + b + c + d + e;
}

int main(int argc, char *argv[])
{
    func(1, 2, 3, 4, 5);
}
```

X86 disassembly



# globallocalv\_fast\_32

## fastcall

On x86-32 targets, the `fastcall` attribute causes the compiler to pass the first argument (if of integral type) in the register ECX and the second argument (if of integral type) in the register EDX. Subsequent and other typed arguments are passed on the stack. The called function pops the arguments off the stack. If the number of arguments is variable all arguments are pushed on the stack.

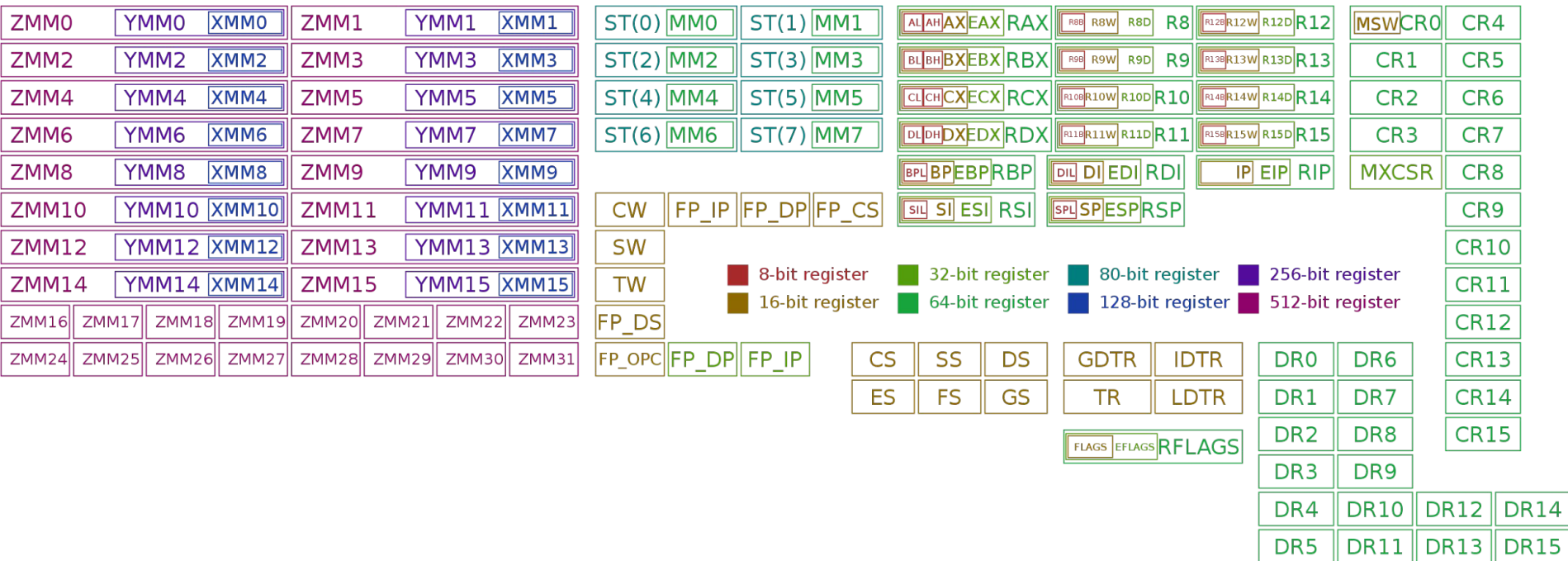
```
int __attribute__((fastcall)) func(int p)
```

# x86-64 (64 bit) Linux Calling Convention

## Caller

- Use registers to pass arguments to callee. Register order (1st, 2nd, 3rd, 4th, 5th, 6th, etc.) rdi, rsi, rdx, rcx, r8, r9, ... (use stack for more arguments)

# Registers on x86-64



# Stack example: misc/fiveParameters\_64

```
int func(int a, int b, int c, int d, int e)
{
    return a + b + c + d + e;
}

int main(int argc, char *argv[])
{
    func(1, 2, 3, 4, 5);
}
```

X86-64 disassembly

# X86-64 Stack Usage

- Access local variables (negative indexing over rbp)

```
mov rax, [rbp-8]
```

```
lea rax, [rbp-0x24]
```

- Access function arguments from caller

```
mov rax, rdi
```

- Setup parameters for callee

```
mov rdi, rax
```

# **Overwrite Local Variables**

Data-only Attack

# Buffer Overflow Example: overflowlocal

```
int vulfoo(int i, char* p)
{
    int j = i;
    char buf[6];

    strcpy(buf, p);

    if (j)
        print_flag();
    else
        printf("I pity the fool!\n");

    return 0;
}

int main(int argc, char *argv[])
{
    if (argc == 2)
        vulfoo(0, argv[1]);
}
```

```
000012c4 <vulfoo>:
12c4: 55                push  ebp
12c5: 89 e5             mov   ebp,esp
12c7: 83 ec 18         sub   esp,0x18
12ca: 8b 45 08         mov   eax,DWORD PTR [ebp+0x8]
12cd: 89 45 f4         mov   DWORD PTR [ebp-0xc],eax
12d0: 83 ec 08         sub   esp,0x8
12d3: ff 75 0c         push  DWORD PTR [ebp+0xc]
12d6: 8d 45 ee         lea  eax,[ebp-0x12]
12d9: 50                push  eax
12da: e8 fc ff ff ff   call  12db <vulfoo+0x17>
12df: 83 c4 10         add   esp,0x10
12e2: 83 7d f4 00     cmp   DWORD PTR [ebp-0xc],0x0
12e6: 74 07            je    12ef <vulfoo+0x2b>
12e8: e8 10 ff ff ff   call  11fd <print_flag>
12ed: eb 10            jmp   12ff <vulfoo+0x3b>
12ef: 83 ec 0c         sub   esp,0xc
12f2: 68 45 20 00 00   push  0x2045
12f7: e8 fc ff ff ff   call  12f8 <vulfoo+0x34>
12fc: 83 c4 10         add   esp,0x10
12ff: b8 00 00 00 00   mov   eax,0x0
1304: c9                leave
1305: c3                ret
```

# Implementations of strcpy()

```
char *strcpy(char *dest, const char *src)
{
    unsigned i;
    for (i=0; src[i] != '\0'; ++i)
        dest[i] = src[i];

    //Ensure trailing null byte is copied
    dest[i]= '\0';

    return dest;
}
```



# Implementations of strcpy()

```
char *strcpy(char *dest, const char *src)
{
    unsigned i;
    for (i=0; src[i] != '\0'; ++i)
        dest[i] = src[i];

    //Ensure trailing null byte is copied
    dest[i]= '\0';

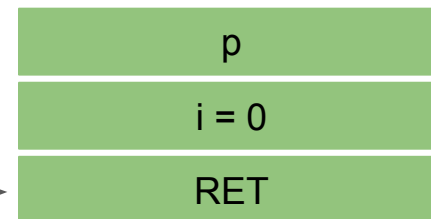
    return dest;
}
```

```
char *strcpy(char *dest, const char *src)
{
    char *save = dest;
    while(*dest++ = *src++);
    return save;
}
```

# Buffer Overflow Example: overflowlocal1\_32

```
000012c4 <vulfoo>:
12c4: 55          push ebp
12c5: 89 e5      mov  ebp,esp
12c7: 83 ec 18   sub  esp,0x18
12ca: 8b 45 08   mov  eax,DWORD PTR [ebp+0x8]
12cd: 89 45 f4   mov  DWORD PTR [ebp-0xc],eax
12d0: 83 ec 08   sub  esp,0x8
12d3: ff 75 0c   push DWORD PTR [ebp+0xc]
12d6: 8d 45 ee   lea  eax,[ebp-0x12]
12d9: 50        push eax
12da: e8 fc ff ff call 12db <vulfoo+0x17>
12df: 83 c4 10   add  esp,0x10
12e2: 83 7d f4 00 cmp  DWORD PTR [ebp-0xc],0x0
12e6: 74 07     je   12ef <vulfoo+0x2b>
12e8: e8 10 ff ff call 11fd <print_flag>
12ed: eb 10     jmp 12ff <vulfoo+0x3b>
12ef: 83 ec 0c   sub  esp,0xc
12f2: 68 45 20 00 00 push 0x2045
12f7: e8 fc ff ff call 12f8 <vulfoo+0x34>
12fc: 83 c4 10   add  esp,0x10
12ff: b8 00 00 00 00 mov  eax,0x0
1304: c9        leave
1305: c3        ret
```

esp →

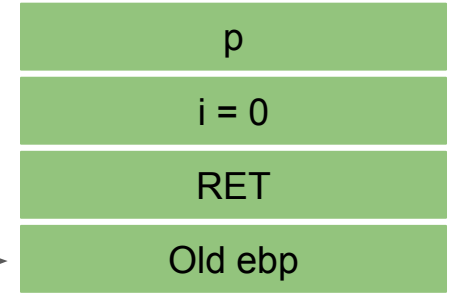


# Buffer Overflow Example: overflowlocal1\_32

000012c4 <vulfoo>:

```
12c4: 55          push ebp
12c5: 89 e5      mov  ebp,esp
12c7: 83 ec 18   sub  esp,0x18
12ca: 8b 45 08   mov  eax,DWORD PTR [ebp+0x8]
12cd: 89 45 f4   mov  DWORD PTR [ebp-0xc],eax
12d0: 83 ec 08   sub  esp,0x8
12d3: ff 75 0c   push DWORD PTR [ebp+0xc]
12d6: 8d 45 ee   lea  eax,[ebp-0x12]
12d9: 50        push eax
12da: e8 fc ff ff call 12db <vulfoo+0x17>
12df: 83 c4 10   add  esp,0x10
12e2: 83 7d f4 00 cmp  DWORD PTR [ebp-0xc],0x0
12e6: 74 07     je   12ef <vulfoo+0x2b>
12e8: e8 10 ff ff call 11fd <print_flag>
12ed: eb 10     jmp 12ff <vulfoo+0x3b>
12ef: 83 ec 0c   sub  esp,0xc
12f2: 68 45 20 00 00 push 0x2045
12f7: e8 fc ff ff call 12f8 <vulfoo+0x34>
12fc: 83 c4 10   add  esp,0x10
12ff: b8 00 00 00 00 mov  eax,0x0
1304: c9        leave
1305: c3        ret
```

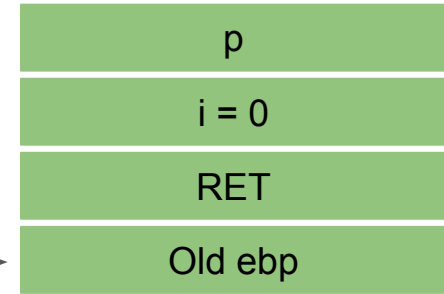
esp →



# Buffer Overflow Example: overflowlocal1\_32

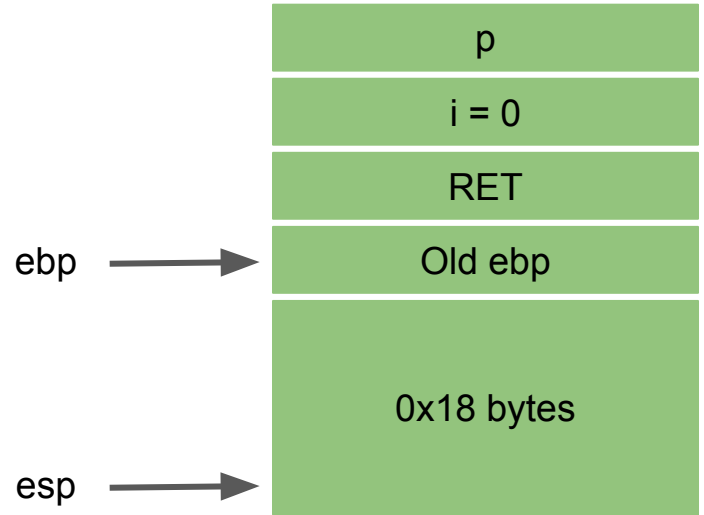
```
000012c4 <vulfoo>:
12c4: 55          push ebp
12c5: 89 e5      mov  ebp,esp
12c7: 83 ec 18   sub  esp,0x18
12ca: 8b 45 08   mov  eax,DWORD PTR [ebp+0x8]
12cd: 89 45 f4   mov  DWORD PTR [ebp-0xc],eax
12d0: 83 ec 08   sub  esp,0x8
12d3: ff 75 0c   push DWORD PTR [ebp+0xc]
12d6: 8d 45 ee   lea  eax,[ebp-0x12]
12d9: 50        push eax
12da: e8 fc ff ff call 12db <vulfoo+0x17>
12df: 83 c4 10   add  esp,0x10
12e2: 83 7d f4 00 cmp  DWORD PTR [ebp-0xc],0x0
12e6: 74 07     je   12ef <vulfoo+0x2b>
12e8: e8 10 ff ff call 11fd <print_flag>
12ed: eb 10     jmp 12ff <vulfoo+0x3b>
12ef: 83 ec 0c   sub  esp,0xc
12f2: 68 45 20 00 00 push 0x2045
12f7: e8 fc ff ff call 12f8 <vulfoo+0x34>
12fc: 83 c4 10   add  esp,0x10
12ff: b8 00 00 00 00 mov  eax,0x0
1304: c9        leave
1305: c3        ret
```

ebp, esp →



# Buffer Overflow Example: overflowlocal1\_32

```
000012c4 <vulfoo>:
12c4: 55          push ebp
12c5: 89 e5      mov  ebp,esp
12c7: 83 ec 18   sub  esp,0x18
12ca: 8b 45 08   mov  eax,DWORD PTR [ebp+0x8]
12cd: 89 45 f4   mov  DWORD PTR [ebp-0xc],eax
12d0: 83 ec 08   sub  esp,0x8
12d3: ff 75 0c   push DWORD PTR [ebp+0xc]
12d6: 8d 45 ee   lea  eax,[ebp-0x12]
12d9: 50        push eax
12da: e8 fc ff ff call 12db <vulfoo+0x17>
12df: 83 c4 10   add  esp,0x10
12e2: 83 7d f4 00 cmp  DWORD PTR [ebp-0xc],0x0
12e6: 74 07     je   12ef <vulfoo+0x2b>
12e8: e8 10 ff ff call 11fd <print_flag>
12ed: eb 10     jmp 12ff <vulfoo+0x3b>
12ef: 83 ec 0c   sub  esp,0xc
12f2: 68 45 20 00 00 push 0x2045
12f7: e8 fc ff ff call 12f8 <vulfoo+0x34>
12fc: 83 c4 10   add  esp,0x10
12ff: b8 00 00 00 00 mov  eax,0x0
1304: c9        leave
1305: c3        ret
```



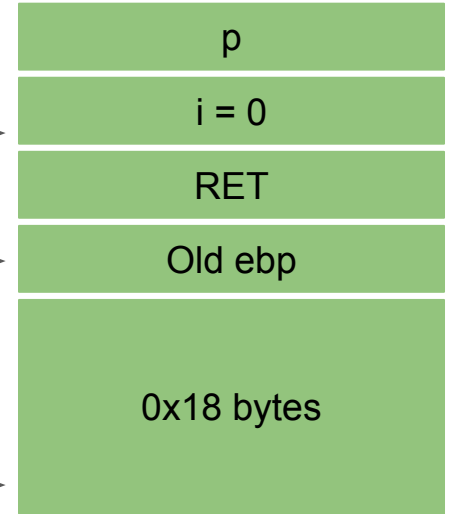
# Buffer Overflow Example: overflowlocal1\_32

```
000012c4 <vulfoo>:
 12c4: 55          push ebp
 12c5: 89 e5      mov  ebp,esp
 12c7: 83 ec 18   sub  esp,0x18
 12ca: 8b 45 08   mov  eax,DWORD PTR [ebp+0x8]
 12cd: 89 45 f4   mov  DWORD PTR [ebp-0xc],eax
 12d0: 83 ec 08   sub  esp,0x8
 12d3: ff 75 0c   push DWORD PTR [ebp+0xc]
 12d6: 8d 45 ee   lea  eax,[ebp-0x12]
 12d9: 50        push eax
 12da: e8 fc ff ff call 12db <vulfoo+0x17>
 12df: 83 c4 10   add  esp,0x10
 12e2: 83 7d f4 00 cmp  DWORD PTR [ebp-0xc],0x0
 12e6: 74 07      je   12ef <vulfoo+0x2b>
 12e8: e8 10 ff ff call 11fd <print_flag>
 12ed: eb 10      jmp 12ff <vulfoo+0x3b>
 12ef: 83 ec 0c   sub  esp,0xc
 12f2: 68 45 20 00 00 push 0x2045
 12f7: e8 fc ff ff call 12f8 <vulfoo+0x34>
 12fc: 83 c4 10   add  esp,0x10
 12ff: b8 00 00 00 00 mov  eax,0x0
 1304: c9        leave
 1305: c3        ret
```

eax=0; [ebp+8]

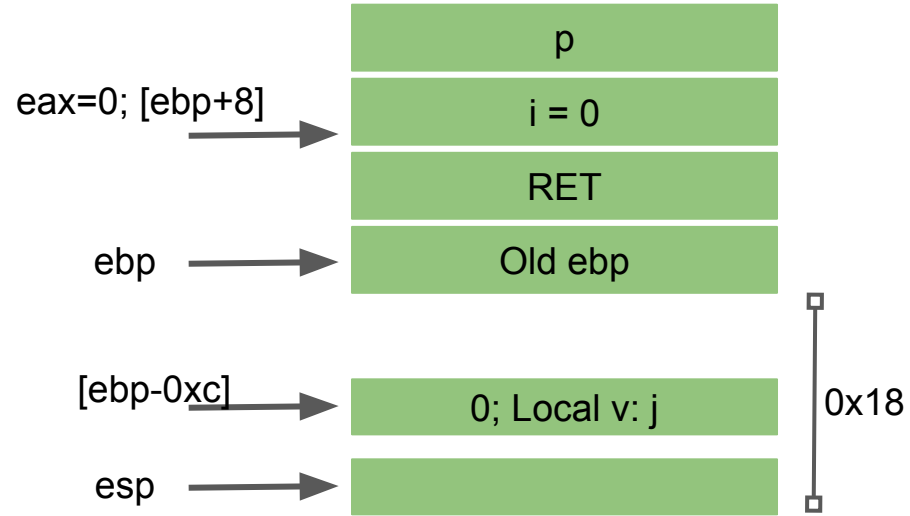
ebp

esp



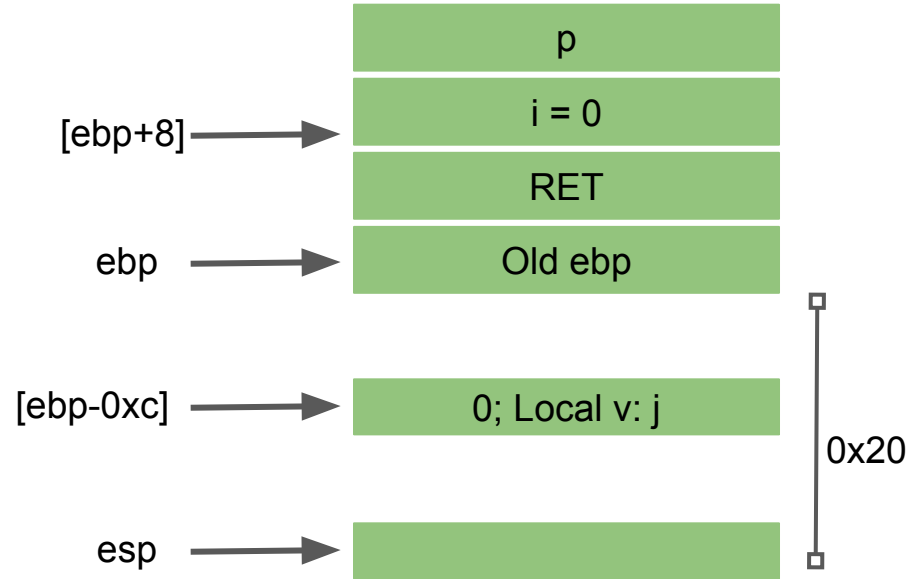
# Buffer Overflow Example: overflowlocal1\_32

```
000012c4 <vulfoo>:
12c4: 55          push ebp
12c5: 89 e5      mov  ebp,esp
12c7: 83 ec 18   sub  esp,0x18
12ca: 8b 45 08   mov  eax,DWORD PTR [ebp+0x8]
12cd: 89 45 f4   mov  DWORD PTR [ebp-0xc],eax
12d0: 83 ec 08   sub  esp,0x8
12d3: ff 75 0c   push DWORD PTR [ebp+0xc]
12d6: 8d 45 ee   lea  eax,[ebp-0x12]
12d9: 50        push eax
12da: e8 fc ff ff call 12db <vulfoo+0x17>
12df: 83 c4 10   add  esp,0x10
12e2: 83 7d f4 00 cmp  DWORD PTR [ebp-0xc],0x0
12e6: 74 07     je   12ef <vulfoo+0x2b>
12e8: e8 10 ff ff call 11fd <print_flag>
12ed: eb 10     jmp 12ff <vulfoo+0x3b>
12ef: 83 ec 0c   sub  esp,0xc
12f2: 68 45 20 00 00 push 0x2045
12f7: e8 fc ff ff call 12f8 <vulfoo+0x34>
12fc: 83 c4 10   add  esp,0x10
12ff: b8 00 00 00 00 mov  eax,0x0
1304: c9        leave
1305: c3        ret
```



# Buffer Overflow Example: overflowlocal1\_32

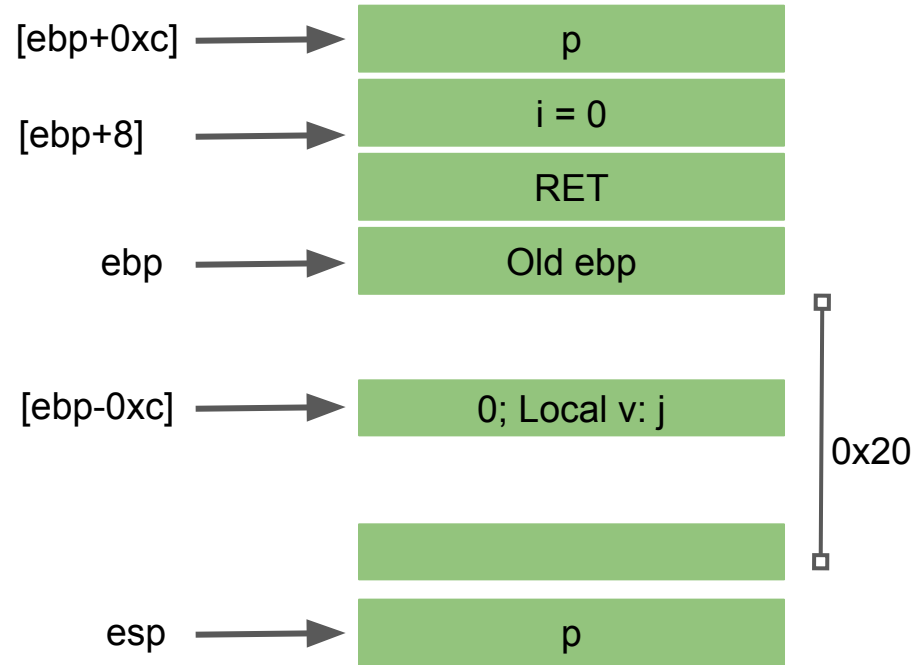
```
000012c4 <vulfoo>:
 12c4: 55          push ebp
 12c5: 89 e5      mov  ebp,esp
 12c7: 83 ec 18   sub  esp,0x18
 12ca: 8b 45 08   mov  eax,DWORD PTR [ebp+0x8]
 12cd: 89 45 f4   mov  DWORD PTR [ebp-0xc],eax
 12d0: 83 ec 08   sub  esp,0x8
 12d3: ff 75 0c   push DWORD PTR [ebp+0xc]
 12d6: 8d 45 ee   lea  eax,[ebp-0x12]
 12d9: 50        push eax
 12da: e8 fc ff ff call 12db <vulfoo+0x17>
 12df: 83 c4 10   add  esp,0x10
 12e2: 83 7d f4 00 cmp  DWORD PTR [ebp-0xc],0x0
 12e6: 74 07      je   12ef <vulfoo+0x2b>
 12e8: e8 10 ff ff call 11fd <print_flag>
 12ed: eb 10      jmp 12ff <vulfoo+0x3b>
 12ef: 83 ec 0c   sub  esp,0xc
 12f2: 68 45 20 00 00 push 0x2045
 12f7: e8 fc ff ff call 12f8 <vulfoo+0x34>
 12fc: 83 c4 10   add  esp,0x10
 12ff: b8 00 00 00 00 mov  eax,0x0
 1304: c9        leave
 1305: c3        ret
```





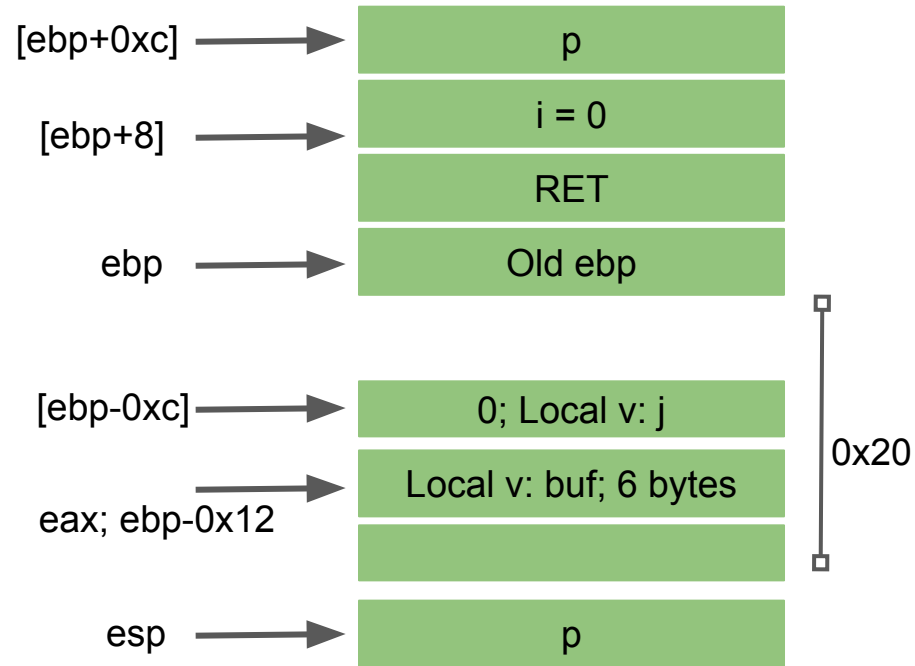
# Buffer Overflow Example: overflowlocal1\_32

```
000012c4 <vulfoo>:
 12c4: 55          push ebp
 12c5: 89 e5      mov  ebp,esp
 12c7: 83 ec 18   sub  esp,0x18
 12ca: 8b 45 08   mov  eax,DWORD PTR [ebp+0x8]
 12cd: 89 45 f4   mov  DWORD PTR [ebp-0xc],eax
 12d0: 83 ec 08   sub  esp,0x8
 12d3: ff 75 0c   push DWORD PTR [ebp+0xc]
 12d6: 8d 45 ee   lea  eax,[ebp-0x12]
 12d9: 50        push eax
 12da: e8 fc ff ff call 12db <vulfoo+0x17>
 12df: 83 c4 10   add  esp,0x10
 12e2: 83 7d f4 00 cmp  DWORD PTR [ebp-0xc],0x0
 12e6: 74 07     je   12ef <vulfoo+0x2b>
 12e8: e8 10 ff ff call 11fd <print_flag>
 12ed: eb 10     jmp 12ff <vulfoo+0x3b>
 12ef: 83 ec 0c   sub  esp,0xc
 12f2: 68 45 20 00 00 push 0x2045
 12f7: e8 fc ff ff call 12f8 <vulfoo+0x34>
 12fc: 83 c4 10   add  esp,0x10
 12ff: b8 00 00 00 00 mov  eax,0x0
1304: c9        leave
1305: c3        ret
```



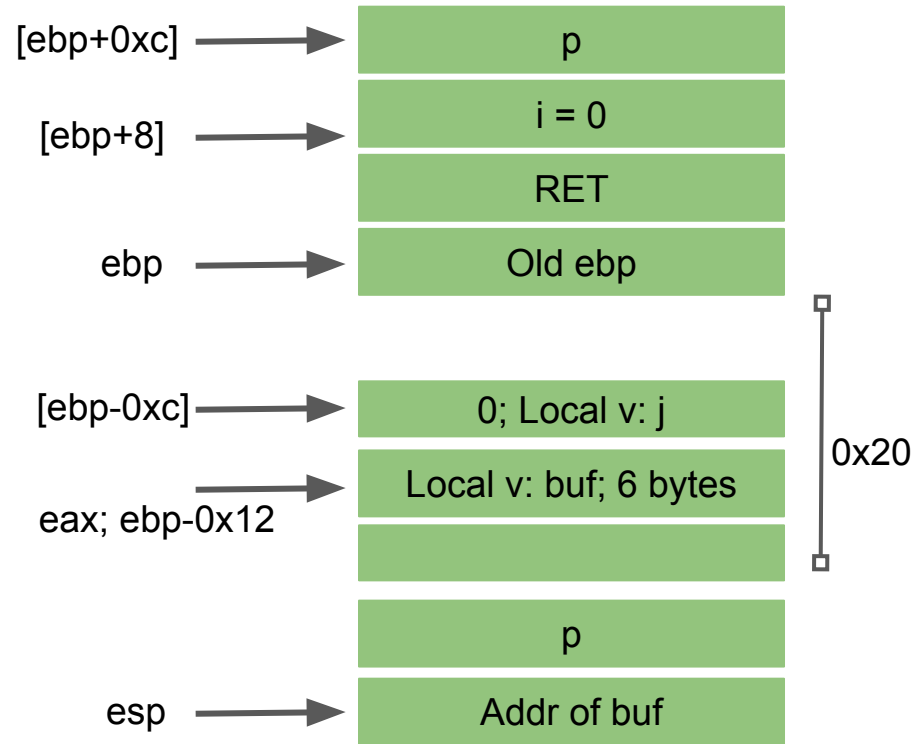
# Buffer Overflow Example: overflowlocal1\_32

```
000012c4 <vulfoo>:
 12c4: 55          push ebp
 12c5: 89 e5      mov  ebp,esp
 12c7: 83 ec 18   sub  esp,0x18
 12ca: 8b 45 08   mov  eax,DWORD PTR [ebp+0x8]
 12cd: 89 45 f4   mov  DWORD PTR [ebp-0xc],eax
 12d0: 83 ec 08   sub  esp,0x8
 12d3: ff 75 0c   push DWORD PTR [ebp+0xc]
 12d6: 8d 45 ee   lea  eax,[ebp-0x12]
 12d9: 50        push eax
 12da: e8 fc ff ff call 12db <vulfoo+0x17>
 12df: 83 c4 10   add  esp,0x10
 12e2: 83 7d f4 00 cmp  DWORD PTR [ebp-0xc],0x0
 12e6: 74 07     je   12ef <vulfoo+0x2b>
 12e8: e8 10 ff ff call 11fd <print_flag>
 12ed: eb 10     jmp 12ff <vulfoo+0x3b>
 12ef: 83 ec 0c   sub  esp,0xc
 12f2: 68 45 20 00 00 push 0x2045
 12f7: e8 fc ff ff call 12f8 <vulfoo+0x34>
 12fc: 83 c4 10   add  esp,0x10
 12ff: b8 00 00 00 00 mov  eax,0x0
1304: c9        leave
1305: c3        ret
```



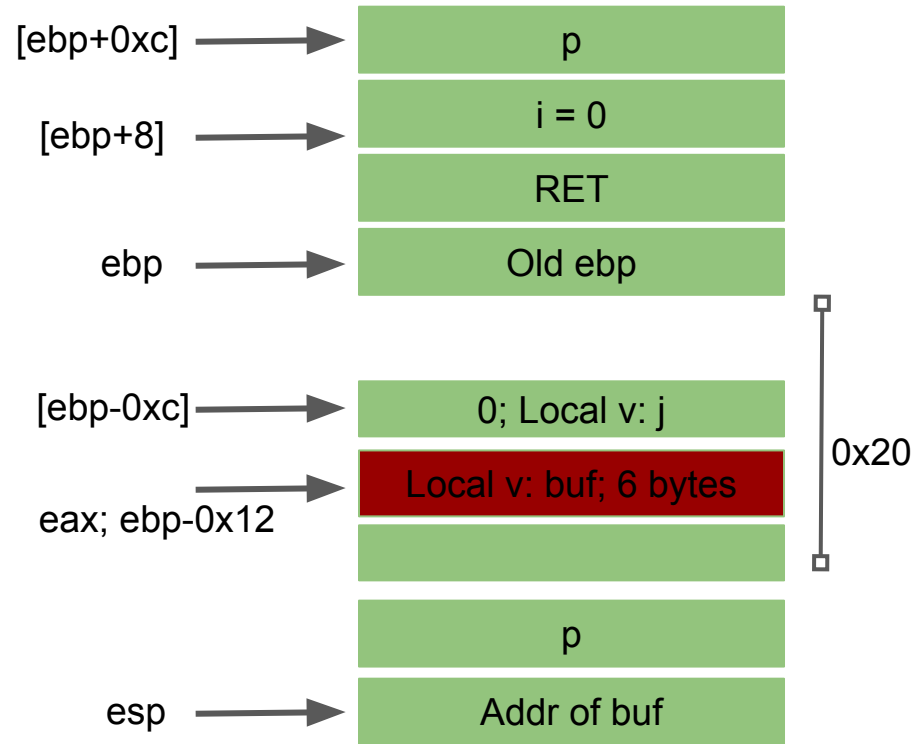
# Buffer Overflow Example: overflowlocal1\_32

```
000012c4 <vulfoo>:
 12c4: 55          push ebp
 12c5: 89 e5      mov  ebp,esp
 12c7: 83 ec 18   sub  esp,0x18
 12ca: 8b 45 08   mov  eax,DWORD PTR [ebp+0x8]
 12cd: 89 45 f4   mov  DWORD PTR [ebp-0xc],eax
 12d0: 83 ec 08   sub  esp,0x8
 12d3: ff 75 0c   push DWORD PTR [ebp+0xc]
 12d6: 8d 45 ee   lea  eax,[ebp-0x12]
 12d9: 50        push eax
 12da: e8 fc ff ff call 12db <vulfoo+0x17>
 12df: 83 c4 10   add  esp,0x10
 12e2: 83 7d f4 00 cmp  DWORD PTR [ebp-0xc],0x0
 12e6: 74 07     je   12ef <vulfoo+0x2b>
 12e8: e8 10 ff ff call 11fd <print_flag>
 12ed: eb 10     jmp 12ff <vulfoo+0x3b>
 12ef: 83 ec 0c   sub  esp,0xc
 12f2: 68 45 20 00 00 push 0x2045
 12f7: e8 fc ff ff call 12f8 <vulfoo+0x34>
 12fc: 83 c4 10   add  esp,0x10
 12ff: b8 00 00 00 00 mov  eax,0x0
1304: c9        leave
1305: c3        ret
```



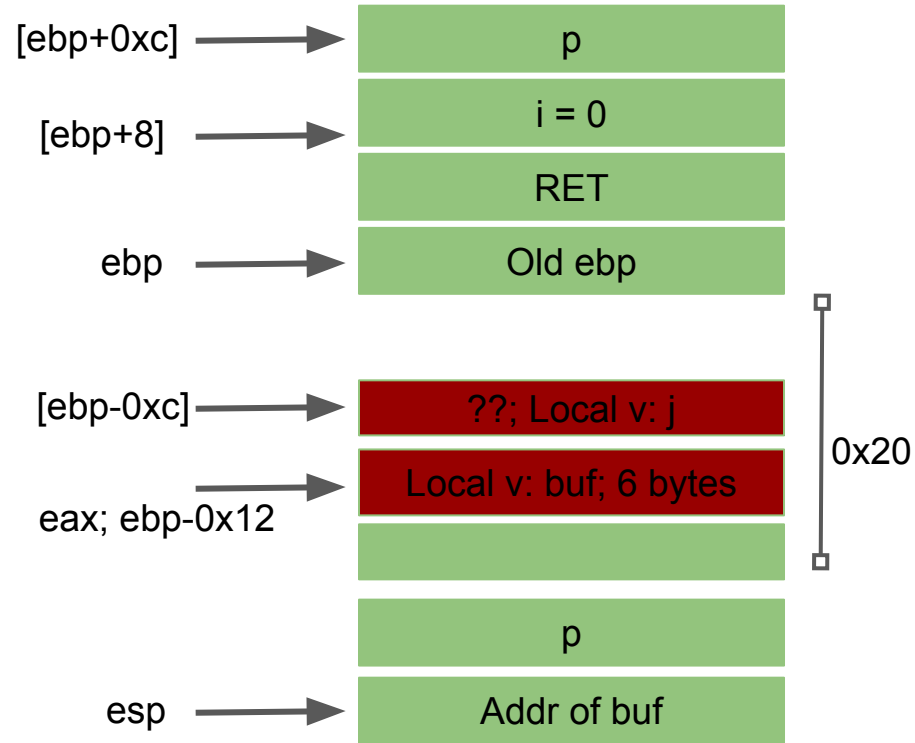
# Buffer Overflow Example: overflowlocal1\_32

```
000012c4 <vulfoo>:
 12c4: 55          push ebp
 12c5: 89 e5      mov  ebp,esp
 12c7: 83 ec 18   sub  esp,0x18
 12ca: 8b 45 08   mov  eax,DWORD PTR [ebp+0x8]
 12cd: 89 45 f4   mov  DWORD PTR [ebp-0xc],eax
 12d0: 83 ec 08   sub  esp,0x8
 12d3: ff 75 0c   push DWORD PTR [ebp+0xc]
 12d6: 8d 45 ee   lea  eax,[ebp-0x12]
 12d9: 50        push  eax
 12da: e8 fc ff ff call 12db <vulfoo+0x17>
 12df: 83 c4 10   add  esp,0x10
 12e2: 83 7d f4 00 cmp  DWORD PTR [ebp-0xc],0x0
 12e6: 74 07     je   12ef <vulfoo+0x2b>
 12e8: e8 10 ff ff call 11fd <print_flag>
 12ed: eb 10     jmp 12ff <vulfoo+0x3b>
 12ef: 83 ec 0c   sub  esp,0xc
 12f2: 68 45 20 00 00 push 0x2045
 12f7: e8 fc ff ff call 12f8 <vulfoo+0x34>
 12fc: 83 c4 10   add  esp,0x10
 12ff: b8 00 00 00 00 mov  eax,0x0
1304: c9        leave
1305: c3        ret
```



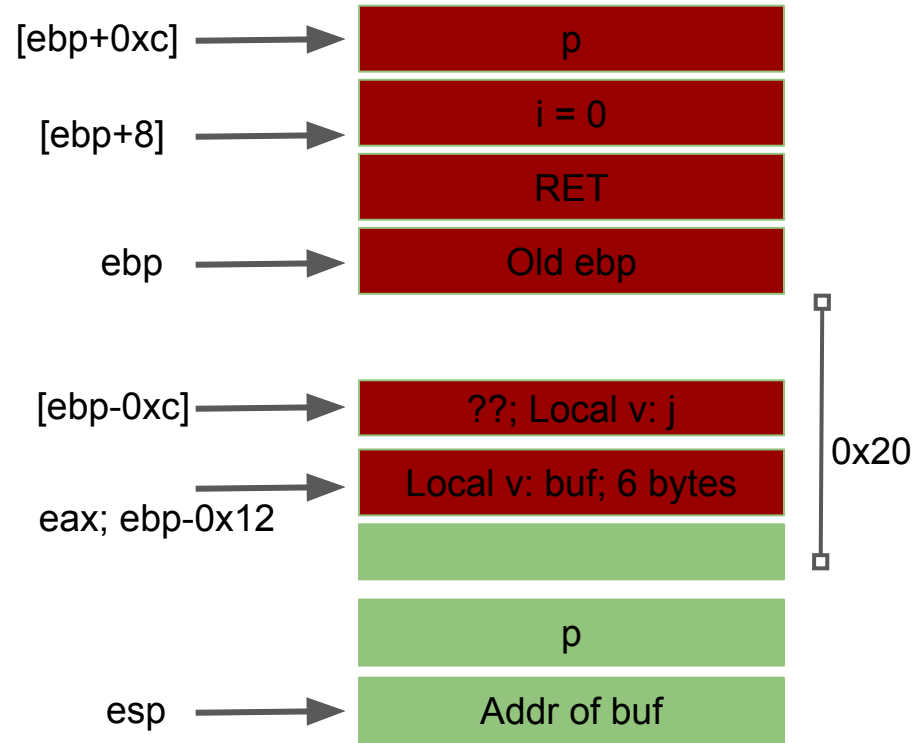
# Buffer Overflow Example: overflowlocal1\_32

```
000012c4 <vulfoo>:
 12c4: 55          push ebp
 12c5: 89 e5       mov  ebp,esp
 12c7: 83 ec 18    sub  esp,0x18
 12ca: 8b 45 08    mov  eax,DWORD PTR [ebp+0x8]
 12cd: 89 45 f4    mov  DWORD PTR [ebp-0xc],eax
 12d0: 83 ec 08    sub  esp,0x8
 12d3: ff 75 0c    push DWORD PTR [ebp+0xc]
 12d6: 8d 45 ee    lea  eax,[ebp-0x12]
 12d9: 50         push  eax
 12da: e8 fc ff ff call 12db <vulfoo+0x17>
 12df: 83 c4 10    add  esp,0x10
 12e2: 83 7d f4 00 cmp  DWORD PTR [ebp-0xc],0x0
 12e6: 74 07       je   12ef <vulfoo+0x2b>
 12e8: e8 10 ff ff call 11fd <print_flag>
 12ed: eb 10       jmp 12ff <vulfoo+0x3b>
 12ef: 83 ec 0c    sub  esp,0xc
 12f2: 68 45 20 00 00 push 0x2045
 12f7: e8 fc ff ff call 12f8 <vulfoo+0x34>
 12fc: 83 c4 10    add  esp,0x10
 12ff: b8 00 00 00 00 mov  eax,0x0
1304: c9         leave
1305: c3         ret
```



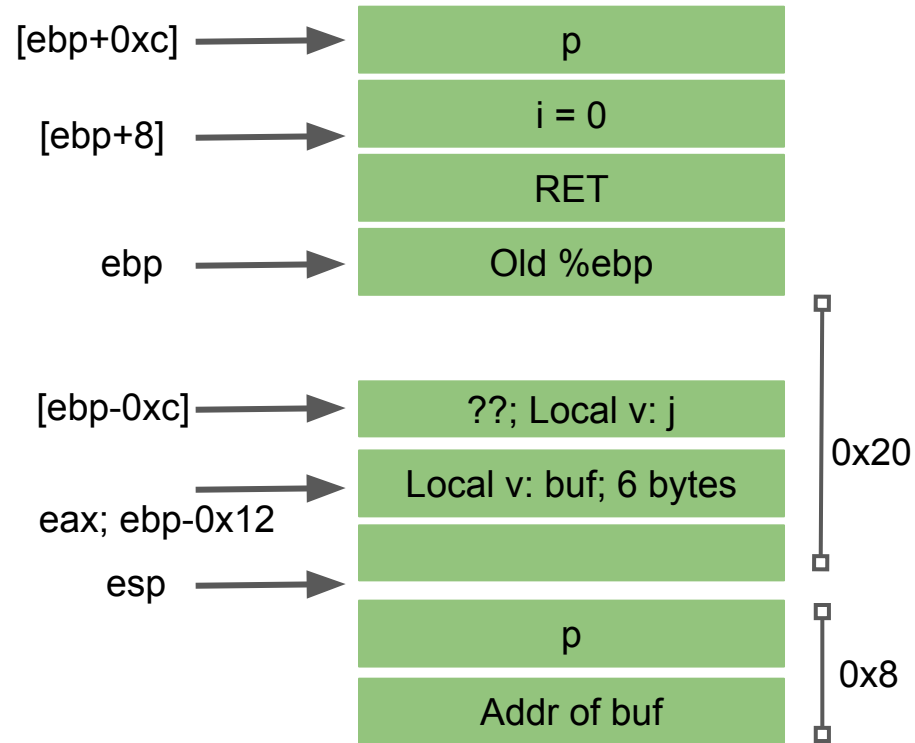
# Buffer Overflow Example: overflowlocal1\_32

```
000012c4 <vulfoo>:
 12c4: 55          push ebp
 12c5: 89 e5      mov  ebp,esp
 12c7: 83 ec 18   sub  esp,0x18
 12ca: 8b 45 08   mov  eax,DWORD PTR [ebp+0x8]
 12cd: 89 45 f4   mov  DWORD PTR [ebp-0xc],eax
 12d0: 83 ec 08   sub  esp,0x8
 12d3: ff 75 0c   push DWORD PTR [ebp+0xc]
 12d6: 8d 45 ee   lea  eax,[ebp-0x12]
 12d9: 50        push  eax
 12da: e8 fc ff ff call 12db <vulfoo+0x17>
 12df: 83 c4 10   add  esp,0x10
 12e2: 83 7d f4 00 cmp  DWORD PTR [ebp-0xc],0x0
 12e6: 74 07     je   12ef <vulfoo+0x2b>
 12e8: e8 10 ff ff call 11fd <print_flag>
 12ed: eb 10     jmp 12ff <vulfoo+0x3b>
 12ef: 83 ec 0c   sub  esp,0xc
 12f2: 68 45 20 00 00 push 0x2045
 12f7: e8 fc ff ff call 12f8 <vulfoo+0x34>
 12fc: 83 c4 10   add  esp,0x10
 12ff: b8 00 00 00 00 mov  eax,0x0
1304: c9        leave
1305: c3        ret
```



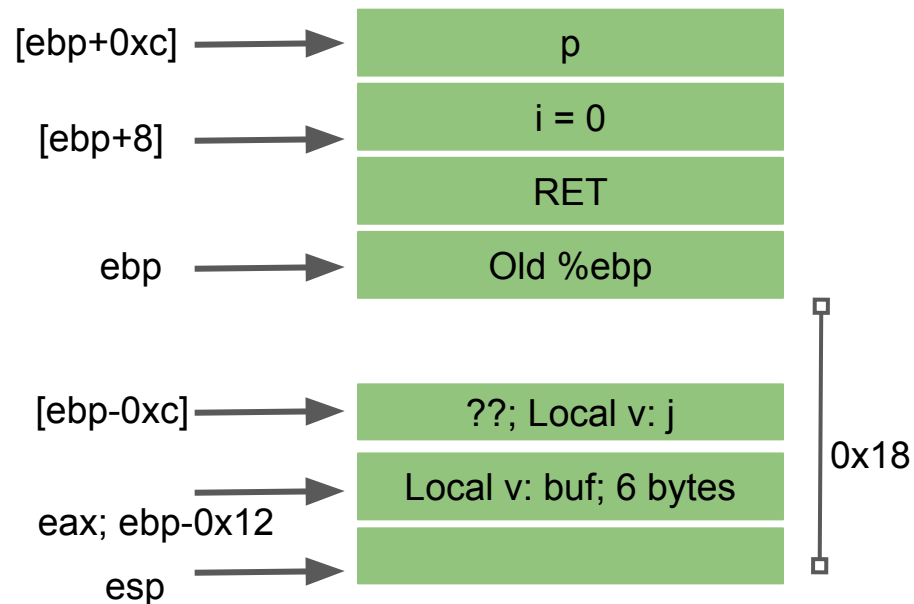
# Buffer Overflow Example: overflowlocal1\_32

```
000012c4 <vulfoo>:
 12c4: 55          push ebp
 12c5: 89 e5      mov  ebp,esp
 12c7: 83 ec 18   sub  esp,0x18
 12ca: 8b 45 08   mov  eax,DWORD PTR [ebp+0x8]
 12cd: 89 45 f4   mov  DWORD PTR [ebp-0xc],eax
 12d0: 83 ec 08   sub  esp,0x8
 12d3: ff 75 0c   push DWORD PTR [ebp+0xc]
 12d6: 8d 45 ee   lea  eax,[ebp-0x12]
 12d9: 50        push eax
 12da: e8 fc ff ff call 12db <vulfoo+0x17>
 12df: 83 c4 10   add  esp,0x10
 12e2: 83 7d f4 00 cmp  DWORD PTR [ebp-0xc],0x0
 12e6: 74 07      je   12ef <vulfoo+0x2b>
 12e8: e8 10 ff ff call 11fd <print_flag>
 12ed: eb 10      jmp 12ff <vulfoo+0x3b>
 12ef: 83 ec 0c   sub  esp,0xc
 12f2: 68 45 20 00 00 push 0x2045
 12f7: e8 fc ff ff call 12f8 <vulfoo+0x34>
 12fc: 83 c4 10   add  esp,0x10
 12ff: b8 00 00 00 00 mov  eax,0x0
 1304: c9        leave
 1305: c3        ret
```



# Buffer Overflow Example: overflowlocal1\_32

```
000012c4 <vulfoo>:
 12c4: 55          push ebp
 12c5: 89 e5      mov  ebp,esp
 12c7: 83 ec 18   sub  esp,0x18
 12ca: 8b 45 08   mov  eax,DWORD PTR [ebp+0x8]
 12cd: 89 45 f4   mov  DWORD PTR [ebp-0xc],eax
 12d0: 83 ec 08   sub  esp,0x8
 12d3: ff 75 0c   push DWORD PTR [ebp+0xc]
 12d6: 8d 45 ee   lea  eax,[ebp-0x12]
 12d9: 50        push eax
 12da: e8 fc ff ff call 12db <vulfoo+0x17>
 12df: 83 c4 10   add  esp,0x10
 12e2: 83 7d f4 00 cmp  DWORD PTR [ebp-0xc],0x0
 12e6: 74 07      je   12ef <vulfoo+0x2b>
 12e8: e8 10 ff ff call 11fd <print_flag>
 12ed: eb 10     jmp 12ff <vulfoo+0x3b>
 12ef: 83 ec 0c   sub  esp,0xc
 12f2: 68 45 20 00 00 push 0x2045
 12f7: e8 fc ff ff call 12f8 <vulfoo+0x34>
 12fc: 83 c4 10   add  esp,0x10
 12ff: b8 00 00 00 00 mov  eax,0x0
 1304: c9        leave
 1305: c3        ret
```





# Buffer Overflow Example: overflowlocal1\_64

```
int vulfoo(int i, char* p)
{
    int j = i;
    char buf[6];

    strcpy(buf, p);

    if (j)
        print_flag();
    else
        printf("I pity the fool!\n");

    return 0;
}

int main(int argc, char *argv[])
{
    if (argc == 2)
        vulfoo(0, argv[1]);
}
```

```
000000000000125e <vulfoo>:
125e: 55          push rbp
125f: 48 89 e5    mov rbp, rsp
1262: 48 83 ec 20 sub rsp, 0x20
1266: 89 7d ec    mov DWORD PTR [rbp-0x14], edi
1269: 48 89 75 e0 mov QWORD PTR [rbp-0x20], rsi
126d: 8b 45 ec    mov eax, DWORD PTR [rbp-0x14]
1270: 89 45 fc    mov DWORD PTR [rbp-0x4], eax
1273: 48 8b 55 e0 mov rdx, QWORD PTR [rbp-0x20]
1277: 48 8d 45 f6 lea rax, [rbp-0xa]
127b: 48 89 d6    mov rsi, rdx
127e: 48 89 c7    mov rdi, rax
1281: e8 aa fd ff call 1030 <strcpy@plt>
1286: 83 7d fc 00 cmp DWORD PTR [rbp-0x4], 0x0
128a: 74 0c      je 1298 <vulfoo+0x3a>
128c: b8 00 00 00 mov eax, 0x0
1291: e8 f3 fe ff call 1189 <print_flag>
1296: eb 0c      jmp 12a4 <vulfoo+0x46>
1298: 48 8d 3d a6 0d 00 00 lea rdi, [rip+0xda6] # 2045
<_IO_stdin_used+0x45>
129f: e8 9c fd ff call 1040 <puts@plt>
12a4: b8 00 00 00 mov eax, 0x0
12a9: c9        leave
12aa: c3        ret
```

# overflowlocal2

```
int vulfoo(int i, char* p)
{
    int j = i;
    char buf[6];

    strcpy(buf, p);

    if (j == 0x12345678)
        print_flag();
    else
        printf("I pity the fool!\n");

    return 0;
}

int main(int argc, char *argv[])
{
    vulfoo(argc, argv[1]);
}
```

# Shell Command

Run a program and use another program's output as a parameter

```
./program $(python2 -c "print '\x12\x34'*5")
```

# Shell Command

Compute some data and redirect the output to another program's stdin

```
python2 -c "print 'A'*18+'\x2d\x62\x55\x56' + 'A'*4 + '\x78\x56\x34\x12'" |  
./program
```